



# Protikorupčné minimum 2010

Odporúčané nástroje pre boj s korupciou  
pre politické strany a novú vládu SR

Gabriel Šípoš, 9.3.2010



# Výzvy 2010-14

Korupcia = + monopol + flexibilita – transparentnosť

- Zverejňovať viac informácií
- Skladať informácie do užívateľských e-portálov
- Analyzovať opatrenia z pohľadu korupcie
- Posilniť regulátorov a dohľad



## A. Zverejňovanie informácií

- **Politici:** online register príjmov politických strán, kandidátov
- **Obstarávanie:** ponuky, zápisnice zmluvy
- **Súdy:** rozsudky, záznamy pojednávaní
- **Zdravotníctvo:** zmluvy, finančné indikátory poskytovateľov, kategorizácia liekov a pomôcok – ponuky, hodnotenia, ročný výpis ako v banke
- **Samosprávy:** zmluvy, faktúry, mestské komisie a rady, firmy s majetkovým podielom
- **Polícia:** kamerové záznamy riešenia priestupkov



Missouri Accountability Portal

# EXPENDITURES

JAY NIXON, GOVERNOR

- [MAP Home](#)
- [Employees](#)
- [Expenditures](#)
- [Stimulus](#)
- [Tax Credits](#)
- ["Who Is Not Paying?"](#)

[Home](#) > [Expenditures](#) > [Category](#) > [Detail](#) > [Vendor](#)

## Payments for a Category Detail by Vendor

[Search By Agency](#) ▶

[Search By Category](#) ▶

[Search By Contract](#) ▶

[Search By Vendor](#) ▶

Fiscal Year (ending June 30th)

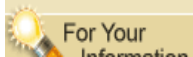
Vendors for COMPUTER EQUIPMENT - COMPUTER EQUIPMENT for Fiscal Year 2010 (as of March 07, 2010)

Click a vendor name to see if payments are associated with a contract. (45 item(s) returned)

Vendor Name	Payments Total
<a href="#">ANIXTER</a>	\$22,293.9
<a href="#">ANIXTER</a>	\$3,776.4
<a href="#">APPERSON PRINT RESOURCES INC</a>	\$13,747.7
<a href="#">ASSISTIVE TECHNOLOGIES INC</a>	\$487.9
<a href="#">AT&amp;T</a>	\$1,541.0
<a href="#">AT&amp;T DATACOM INC</a>	\$9,574.2
<a href="#">AT&amp;T GLOBAL SERVICES INC</a>	\$21,915.7
<a href="#">AT&amp;T GLOBAL SERVICES INC</a>	\$3,286.9
<a href="#">BUTLER SUPPLY-JEFFERSON CITY</a>	\$1,707.0
<a href="#">CDW GOVERNMENT</a>	\$2,459.0

Go to Page:

Sort Results by:





## B. e-portály

- informácie verzus ich skladba a užitočnosť – rebríčky, štatistiky, triedenie
- **Vestník obstarávania**
- **Eurofondy, dotácie**, granty (prepájanie na výsledky)
- **Sudcovia** (rozhodnutia a odvolania, rýchlosť, prepojenie na médiá)
- **Portál pacienta** - lekári, nemocnice (ceny, výsledky, hodnotenia pacientov)
- **Školy** (testy, alumni)

[Aktuálne vydanie](#)

[Ostatných 5 vydaní](#)

[Všetky vydania](#)

[Vyhľadávanie vestníka](#)

[Vyhľadávanie oznámenia](#)

[Informácie úradu](#)

[Redakčné opravy](#)

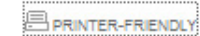
[Oznámenia o uverejnení  
výzvy](#)

**Vyhľadané oznámenia**

1534 - VZT VVO 40/2010	<a href="#">Ministerstvo spravodlivosti Slovenskej republiky</a> Zverejnené: 2.3.2010	Oznámenia o výsledku verejného obstarávania
1528 - VZT VVO 40/2010	<a href="#">Ministerstvo spravodlivosti Slovenskej republiky</a> Zverejnené: 2.3.2010	Oznámenia o výsledku verejného obstarávania
1297 - VZT VVO 32/2010	<a href="#">Ministerstvo spravodlivosti Slovenskej republiky</a> Zverejnené: 18.2.2010	Oznámenia o výsledku verejného obstarávania
1298 - VZT VVO 32/2010	<a href="#">Ministerstvo spravodlivosti Slovenskej republiky</a> Zverejnené: 18.2.2010	Oznámenia o výsledku verejného obstarávania
985 - VZT VVO 24/2010	<a href="#">Ministerstvo spravodlivosti Slovenskej republiky</a> Zverejnené: 6.2.2010	Oznámenia o výsledku verejného obstarávania
898 - VZT VVO 23/2010	<a href="#">Ministerstvo spravodlivosti Slovenskej republiky</a> Zverejnené: 5.2.2010	Oznámenia o výsledku verejného obstarávania
468 - VZT VVO 12/2010	<a href="#">Ministerstvo spravodlivosti Slovenskej republiky</a> Zverejnené: 21.1.2010	Oznámenia o výsledku verejného obstarávania

◀ 1 2 3 ▶▶ (30)

Kritériá



**BY CONTRACTOR**

Search by name:

Top 100 Contractors (2010)

- ▶ Awards by contractor state
- ▶ Awards by cong. district of contractor
- ▶ Advanced search for contractors

**BY PLACE OF PERFORMANCE**

Overview of congressional districts

State:

- ▶ Advanced search by place of performance.

**BY CONTRACTING AGENCY**

Department of Justice

- ▶ Advanced search by agency

**OTHER**

- ▶ By competition process used
- ▶ By Type of Contract Used
- ▶ By product or service purchased

Competition and service, 2010

**Contracts from Dept. of Justice(FY 2009)**

**Search Criteria Used [\(More\)](#)**

Federal Fiscal Year	2009	<input type="button" value="GO"/>
Level of Detail	Summary	<input type="button" value="GO"/>
Output	HTML	<input type="button" value="GO"/>

**Show only Recovery Act contracts data**

**Summary**

Fiscal Year: 2009

Total dollars: **\$6,797,803,564**

The amount for this search is 1.3% of all awarded dollars for the fiscal year.

Total number of contractors: **9,526**

Total number of transactions: **100,454**

[Get list of contractors](#)

[Get list of transactions](#)

**Extent of Competition [?](#)**



Available for everyone for competition	\$1,739,852,811
Everyone could compete, but only one bid or offer was received	\$858,893,901
Competition within a limited pool	\$845,120,198

**Top 5 Products or Services Sold**

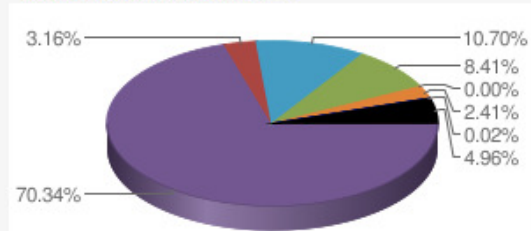
Social Rehabilitation Services	\$511,412,355
ADP Systems Development Services	\$432,924,352
Other ADP and Telecommunications Services (includes data storage on tapes, compact disks, etc.)	\$411,256,433
Construction of Structures and Facilities -- Penal Facilities	\$374,752,520
Guard Services	\$287,464,431

**Top 5 Contracting Agencies Purchasing from Contractor(s)**

Bureau of Prisoners/Federal Prison System	\$2,478,308,973
Federal Bureau of Investigation	\$1,881,327,883
Offices, Boards and Divisions (includes Attorney General, etc.)	\$1,241,194,029
U.S. Marshals Service	\$449,144,205

Available only for groups such as disabled persons, prisoners, and regulated utilities	\$378,949,104
Not competed for an allowable reason	\$570,734,088
Not identified, soon to be addressed	\$2,343,763,870

### Type of Contract Used ?



Fixed Price	\$4,781,341,490
Cost Type	\$214,683,379
Time and Material	\$727,457,305
Labor Hours	\$571,924,856
Contracts that allow the orders to be priced differently than the basic contract	\$0
Contracts that used a combination of the above pricing arrangements	\$163,662,034
Awards only, where none of the above pricing arrangements apply	\$1,345,117
Unknown	\$337,389,383

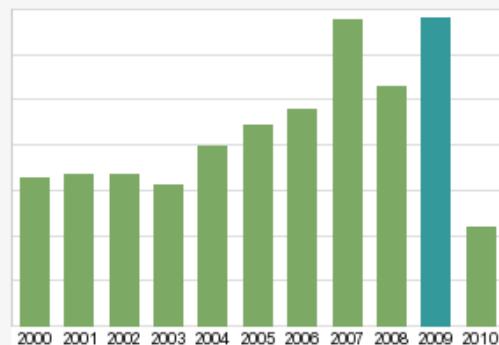
### Top 10 Contractors

Corrections Corporation of America	\$369,197,686
Lockheed Martin Corporation	\$325,127,862
Small Business Consolidated Reporting	\$230,507,570
Bulletin News Network, Inc.	\$216,579,200
Yates Caddell Joint Venture	\$175,741,000
Akal Security, Inc	\$170,037,493
Hensel Phelps Construction Co	\$163,042,714
Forfeiture Support Associates LLC	\$126,883,581
World Wide Technology Holding Co., Inc.	\$100,083,154
Caci International Inc	\$93,314,748

### Top 5 Known Congressional Districts where Work is Performed

District of Columbia nonvoting (Eleanor Holmes Norton)	\$1,412,482,509
Virginia 8 (Jim Moran)	\$743,903,858
Virginia 10 (Frank Wolf)	\$381,327,648
Virginia 11 (Gerald E. "Gerry" Connolly)	\$318,183,999
Maryland 8 (Chris Van Hollen)	\$271,531,357

### Trend



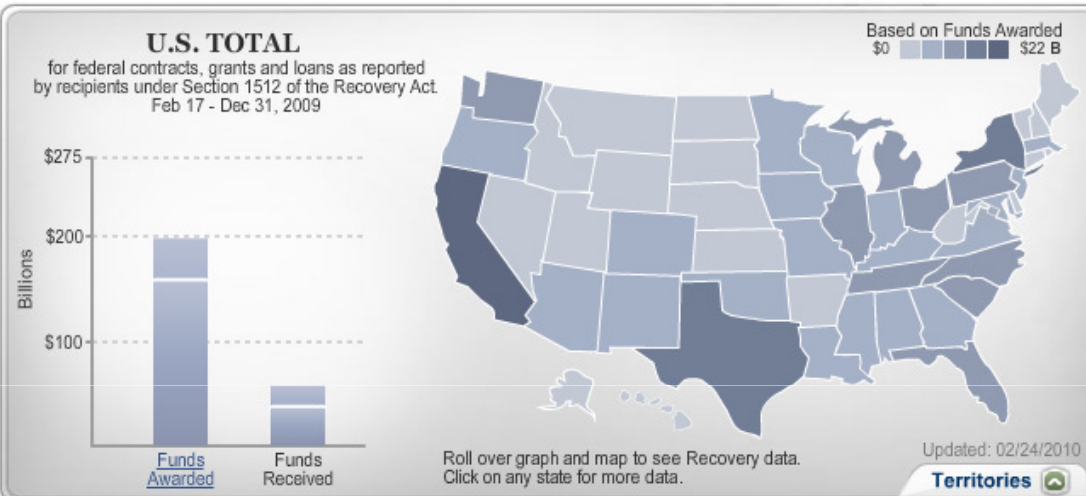


Recovery.gov is the U.S. government's official website providing easy access to data related to Recovery Act spending and allows for the reporting of potential fraud, waste, and abuse.

All of Recovery.gov

- [HOME](#)
- [ABOUT](#)
- [ACCOUNTABILITY](#)
- [WHERE IS THE MONEY GOING?](#)
- [OPPORTUNITIES](#)
- [NEWS](#)
- [FAQS & RESOURCES](#)
- [CONTACT US](#)



### \$8.5 MILLION FOR ROAD CONSTRUCTION IN MONTANA

A Billings, MT, company has been awarded the largest of three road construction projects in the Shiloh Road corridor.

[Read more about Billings road construction. >>](#)



[Text View of Map Data](#)  
[Source](#)

View Recovery Information in Your Neighborhood

#### RECOVERY FUNDED JOBS REPORTED BY RECIPIENTS

October 1 - December 31, 2009

**594,754**

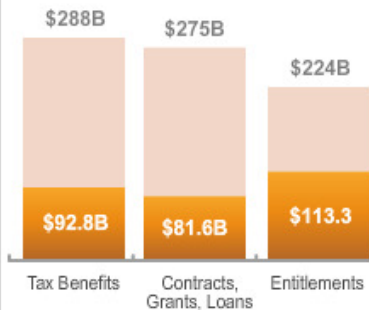
Job calculations are based on the number of hours worked in a quarter and funded under the Recovery Act.

#### FIND RECOVERY JOBS

#### OVERVIEW OF FUNDING

The American Recovery and Reinvestment Act of 2009 distributes the \$787 billion as follows:



#### WHAT'S NEW



- [» Recovery in Action - How the Money Moves](#)
- [» Jobs Search - Looking for work?](#)
- [» Report on Data Quality - Recipient Errors and Omissions, and Actions Taken.](#)
- [» State/ Territory Totals by Awards -](#)

#### CHAIRMAN'S CORNER

Earl E. Devaney is chairman of the Recovery Accountability and Transparency Board, which manages this website and oversees spending under the American Recovery and Reinvestment Act of 2009.

January 27, 2010



With tough economic times still gripping the nation, millions of Americans remain jobless and worry about how to pay their grocery bills and mortgages. Where, they might ask, are the jobs? At the Recovery

Changed Reports  
Errors and Omissions

>> Agency Reported Data

- Search by recipient name or by topic (e.g., "university," "energy," "transportation")
- See projects Not Started, In Progress, or Completed projects by Award Type

**View Recovery Data**  
**In Your Area**

Pennsylvania  or 15626

**Select Award Status**  
 Not Started  In Progress  Completed

**Map View:** Funding Diversity Unemployment Street Aerial

**Select Award Type**  
 Contracts  Grants  Loans  [More \[+\]](#)

**Zip: 15626** [-]

Type	# of Awards	Amount	Recipient Reported Jobs
Contracts	0	\$0	0.00
Grants	2	\$84,111	0.00
Loans	0	\$0	0.00
<b>Total</b>	<b>2</b>	<b>\$84,111</b>	<b>0.00</b>

Roll over type to view source Updated 2/24/2010

**MAP TASKS: [DOWNLOAD KML](#) | [PRINT MAP](#)**

**Total Recipients: 1**

**Total Jobs Created/Saved: 0.00**

**Total Award Amount for Location:**

**Amount for Location: \$1,598,000**

**Prime Recipient Name:** TRANSPORTATION, PENNSYLVANIA DEPARTMENT OF

**Total Awards:**

**Amount:** \$1,598,000

**Jobs Created/Saved:** 0.00

[View all awards](#)

#### What You See on the Map

The data on this map reflects reports submitted in January 2010 by recipients of federal contracts, grants, and loans awarded from October 1 to December 31, 2009. Also included is data on completed and incomplete Recovery projects awarded from February 17, 2009 to September 30. The job

#### RECIPIENT AWARDS REPORTED

## B. e-portály

- informácie verzus ich skladba a užitočnosť – rebríčky, štatistiky, triedenie
- **Vestník obstarávania**
- **Eurofondy, dotácie**, granty (prepájanie na výsledky)
- **Sudcovia** (rozhodnutia, efektivita odvolania, rýchlosť, prepojenie na médiá)
- **Portál pacienta** - lekári, nemocnice (ceny, výsledky, hodnotenia pacientov)
- **Školy** (testy, alumni)
- **Otvorené štandardy publikovania dát (surové dáta)!**





## C. Protikorupčná analýza opatrení

- Viac **sút'ažných riešení** (aukcie na licencie)
- **Menej flexibility** (povinné e-aukcie, neprioritné služby, tabuľkové policajné pokuty)
- **Protikorupčná doložka**
- Dôraz na kvalitnú **analýzu prínosov a nákladov**



## D. Posilnenie dohľadu

- **ÚVO** (výberové konanie, nie politikov, zodpovednosť za efektívnosť), **NKÚ**
- Nový **inštitút pre kontrolu financií strán**, konfliktov záujmov, majetkov politikov
- **Médiá** (sprísniť možnosť žaloby pre ochranu osobnosti, zrušiť právo na odpoveď)
- **Whistleblowing** (zákonná ochrana nahlasovania nekalých praktík, posilnenie motivácie nahlasovateľov)
- **Súdy** (pravidelné hodnotenia sudcov, anonymizované výberové konania)



# Viac informácií o TIS

- **Transparency International Slovensko**
- [www.transparency.sk](http://www.transparency.sk)
- Tel.: +421 2 5341 7207; 0905 613779
- [tis@transparency.sk](mailto:tis@transparency.sk)
  
- **Transparency International (ústredie v Berlíne)**
- [www.transparency.org/cpi](http://www.transparency.org/cpi)
- Media Contact:
- Gypsy Guillén Kaiser
- Tel: +49 30 34 38 20 19 or
- +49 30 34 38 20 662
- [press@transparency.org](mailto:press@transparency.org)